


O.C.N. MICROINVEST S.R.L.

**FINANCIAL STATEMENTS FOR THE YEAR ENDED 31 DECEMBER
2023**

**PREPARED IN ACCORDANCE WITH INTERNATIONAL FINANCIAL
REPORTING STANDARDS**

Excerpt

Dumitru Svinarencu
Administrator



Dumitru Strogoteanu
Chief Financial Officer



O.C.N. MICROINVEST S.R.L.

STATEMENT OF PROFIT OR LOSS AND OTHER COMPREHENSIVE INCOME

FOR THE YEAR ENDED 31 DECEMBER 2023

(All amounts are in Moldovan Lei (MDL), unless otherwise stated)

	Notes	Consolidated		Company	
		2023	2022 Restated	2023	2022 Restated
Interest income	4	1,030,373,377	844,918,730	1,030,373,377	844,918,730
Interest expense	5	<u>(341,261,605)</u>	<u>(288,248,108)</u>	<u>(341,245,158)</u>	<u>(288,248,108)</u>
Net interest income		689,111,772	556,670,623	689,128,219	556,670,623
Allowance for impairment of loans and other financial assets	6	<u>(212,138,758)</u>	<u>(170,898,696)</u>	<u>(212,138,758)</u>	<u>(170,898,696)</u>
Net interest after allowance charges		476,973,015	385,771,926	476,989,461	385,771,926
Other operating income	7	8,497,714	8,139,037	8,620,214	8,139,037
Salary expenses	8	(113,385,666)	(87,949,420)	(113,385,666)	(87,949,420)
Depreciation and amortization expenses	8	(14,385,137)	(11,817,415)	(14,205,861)	(11,817,415)
Other administrative costs	8	(49,119,863)	(51,172,006)	(50,445,951)	(51,172,006)
Regulatory fee		(2,495,950)	(3,732,119)	(2,495,950)	(3,732,119)
Net foreign exchange (loss)/ gains		<u>(4,253,097)</u>	<u>(335,677)</u>	<u>(4,253,080)</u>	<u>(335,677)</u>
Income/(Loss) before income tax		301,831,015	238,904,326	300,823,168	238,904,326
Income tax (expense)/ credit	9	<u>(15,163,165)</u>	<u>(53,407,800)</u>	<u>(14,792,865)</u>	<u>(53,407,800)</u>
Income/(Loss) for the year		<u>286,667,851</u>	<u>185,496,526</u>	<u>286,030,303</u>	<u>185,496,526</u>
Total comprehensive income/(loss) for the year		<u>286,667,851</u>	<u>185,496,526</u>	<u>286,030,303</u>	<u>185,496,526</u>
Profit attributable to					
Owners of the Company		<u>286,667,851</u>	<u>185,496,526</u>	<u>286,030,303</u>	<u>185,496,526</u>
Non-controlling interests		<u>0</u>	<u>0</u>	<u>0</u>	<u>0</u>

* The comparative information is restated on account of correction of presentation errors. See Note 3.

The financial statements were signed on 29 May 2024 by the Management of the Company represented by:

Dumitru Svinarencu
Administrator

Dumitru Strogoteanu
Chief Financial Officer

1 of 120

Digitally signed by Svinarencu Dumitru
Date: 2024.05.29 23:15:49 EEST
Reason: MoldSign Signature
Location: Moldova



Dumitru Svinarencu

Digitally signed by Strogoteanu Dumitru
Date: 2024.05.29 23:12:43 EEST
Reason: MoldSign Signature
Location: Moldova



Dumitru Strogoteanu

O.C.N. MICROINVEST S.R.L.

STATEMENT OF FINANCIAL POSITION

AS OF 31 DECEMBER 2023

(All amounts are in Moldovan Lei (MDL), unless otherwise stated)

	Notes	<u>Consolidated</u>		<u>Company</u>	
		<u>2023</u>	<u>2022</u>	<u>2023</u>	<u>2022</u>
ASSETS					
Cash and cash equivalents	10	219,398,935	338,278,362	218,618,437	338,278,362
Assets held for sale	11	96,655	-	96,655	-
Derivative financial instruments	12	1,124,887	7,462,279	1,124,887	7,462,279
Due from banks and other institutions	13	587,179,244	502,186,337	587,179,244	502,186,337
Loans and advances to customers, net	14	4,202,061,087	3,483,893,491	4,202,061,087	3,483,893,491
Investment in subsidiary	15	-	-	5,000	-
Premises, equipment and right of use assets	16	31,977,370	29,124,308	31,304,040	29,124,308
Intangible assets	17	11,832,017	7,804,594	11,832,017	7,804,594
Deferred tax assets	9	33,573,653	-	33,573,653	-
Other assets	18	<u>7,559,494</u>	<u>2,540,344</u>	<u>7,493,767</u>	<u>2,540,344</u>
Total assets		<u>5,094,803,342</u>	<u>4,371,289,716</u>	<u>5,093,288,787</u>	<u>4,371,289,716</u>
LIABILITIES					
Interest-bearing borrowings	19	4,109,160,060	3,571,762,882	4,109,160,060	3,571,762,882
Grants for projects in process		-	89,742	-	89,742
Subordinated debts	20	-	30,614,942	-	30,614,942
Lease liabilities	21	11,544,551	10,106,026	10,864,271	10,106,026
Other liabilities	22	88,054,481	66,228,630	87,857,754	66,228,630
Total liabilities		<u>4,208,759,092</u>	<u>3,678,802,222</u>	<u>4,207,882,086</u>	<u>3,678,802,222</u>
SHAREHOLDERS' EQUITY					
Share capital	24	107,379,430	112,771,693	107,379,430	112,771,693
Overpayment for Share Capital reduction		(8,335,418)	(616,586)	(8,335,418)	(616,586)
Share premium		3,357,782	3,357,782	3,357,782	3,357,782
Statutory reserves		11,280,168	11,280,168	11,280,168	11,280,168
Accumulated deficit/profit		<u>772,362,287</u>	<u>565,694,437</u>	<u>771,724,740</u>	<u>565,694,437</u>
Total shareholders' equity		<u>886,044,250</u>	<u>692,487,494</u>	<u>885,406,702</u>	<u>692,487,494</u>
Total liabilities and shareholders' equity		<u>5,094,803,342</u>	<u>4,371,289,716</u>	<u>5,093,288,787</u>	<u>4,371,289,716</u>

The financial statements were signed on 29 May 2024 by the Management of the Company represented by:

Dumitru Svinarencu
Administrator

Dumitru Strogoteanu
Chief Financial Officer

O.C.N. MICROINVEST S.R.L.



STATEMENT OF CHANGES IN EQUITY

FOR THE YEAR ENDED 31 DECEMBER 2023

(All amounts are in Moldovan Lei (MDL), unless otherwise stated)

Consolidated	Share capital	Overpayment for Share Capital reduction	Share premium	Statutory reserves	Accumulated deficit/profit	Total shareholders' equity
Balance as of 1 January 2022	<u>112,771,693</u>	<u>(616,586)</u>	<u>3,357,782</u>	<u>11,280,168</u>	<u>405,197,912</u>	<u>531,990,968</u>
Dividend distribution	-	-	-	-	(25,000,000)	(25,000,000)
Total comprehensive income for the year	-	-	-	-	185,496,526	185,496,526
Balance as of 31 December 2022	<u>112,771,693</u>	<u>(616,586)</u>	<u>3,357,782</u>	<u>11,280,168</u>	<u>565,694,437</u>	<u>692,487,494</u>
Balance as of 1 January 2023	<u>112,771,693</u>	<u>(616,586)</u>	<u>3,357,782</u>	<u>11,280,168</u>	<u>565,694,437</u>	<u>692,487,494</u>
Dividend distribution	-	-	-	-	(80,000,000)	(80,000,000)
Share Capital reduction	(5,392,263)	(7,718,832)	-	-	-	(13,111,095)
Total comprehensive income for the year, inclusive:	-	-	-	-	286,667,851	286,667,851
<i>From Company activity</i>	-	-	-	-	286,030,303	286,030,303
<i>From Subsidiary activity</i>	-	-	-	-	637,548	637,548
Balance as of 31 December 2023	<u>107,379,430</u>	<u>(8,335,418)</u>	<u>3,357,782</u>	<u>11,280,168</u>	<u>772,362,287</u>	<u>886,044,250</u>

Share premium represents the premium that BFSE Holding B.V. paid when it became Company shareholder.

O.C.N. MICROINVEST S.R.L.

STATEMENT OF CHANGES IN EQUITY

FOR THE YEAR ENDED 31 DECEMBER 2023

(All amounts are in Moldovan Lei (MDL), unless otherwise stated)

Company	Share capital	Overpayment for Share Capital reduction	Share premium	Statutory reserves	Accumulated deficit/profit	Total shareholders' equity
Balance as of 1 January 2022	<u>112,771,693</u>	<u>(616,586)</u>	<u>3,357,782</u>	<u>11,280,168</u>	<u>405,197,912</u>	<u>531,990,968</u>
Dividend distribution	-	-	-	-	(25,000,000)	(25,000,000)
Total comprehensive income for the year	-	-	-	-	185,496,526	185,496,526
Balance as of 31 December 2022	<u>112,771,693</u>	<u>(616,586)</u>	<u>3,357,782</u>	<u>11,280,168</u>	<u>565,694,437</u>	<u>692,487,494</u>
Balance as of 1 January 2023	<u>112,771,693</u>	<u>(616,586)</u>	<u>3,357,782</u>	<u>11,280,168</u>	<u>565,694,437</u>	<u>692,487,494</u>
Dividend distribution	-	-	-	-	(80,000,000)	(80,000,000)
Share Capital reduction	(5,392,263)	(7,718,832)	-	-	-	(13,111,095)
Total comprehensive income for the year	-	-	-	-	286,030,303	286,030,303
Balance as of 31 December 2023	<u>107,379,430</u>	<u>(8,335,418)</u>	<u>3,357,782</u>	<u>11,280,168</u>	<u>771,724,740</u>	<u>885,406,702</u>

Share premium represents the premium that BFSE Holding B.V. paid when it became Microinvest shareholder.

O.C.N. MICROINVEST S.R.L.

STATEMENT OF CASH FLOWS

FOR THE YEAR ENDED 31 DECEMBER 2023

(All amounts are in Moldovan Lei (MDL), unless otherwise stated)

	<u>Consolidated</u>		<u>Company</u>	
	<u>2023</u>	<u>2022</u> <u>Restated</u>	<u>2023</u>	<u>2022</u> <u>Restated</u>
Cash flows from operating activities				
Profit for the period	286,667,851	185,496,526	286,030,303	185,496,526
Adjustments for:				
Interest Income	(1,030,373,377)	(844,918,730)	(1,030,373,377)	(844,918,730)
Interest expense	341,261,605	288,248,108	341,245,158	288,248,108
Provision for impairment of loans	217,634,562	170,354,648	217,634,562	170,354,648
Provision for impairment of other financial assets	4,317,313	8,304,101	4,317,313	8,304,101
Depreciation and amortization	16,148,200	12,550,352	15,970,756	12,550,352
Revaluation of derivatives	6,337,392	(7,462,279)	6,337,392	(7,462,279)
Income tax expense	15,163,165	53,407,800	14,792,865	53,407,800
Foreign exchange gain/loss	(4,253,097)	(335,677)	(4,253,097)	(335,677)
	(147,096,386)	(134,355,151)	(148,298,108)	(134,355,151)
(Increase) decrease in assets/liabilities:				
Loans and advances to customers, net	(995,822,658)	(847,284,251)	(995,822,658)	(847,284,251)
Due from banks and other institutions	(117,803,486)	(146,940,239)	(117,803,486)	(146,940,239)
Financial leasing liabilities	11,132,156	8,986,872	10,281,381	8,986,872
Other assets	(5,936,763)	2,009,399	(5,871,036)	2,009,399
Grants for projects in process	(89,742)	(49,675)	(89,742)	(49,675)
Other liabilities	21,120,744	(16,461,577)	21,294,317	(16,461,577)
	(1,234,496,135)	(1,134,094,722)	(1,236,309,332)	(1,134,094,722)
Interest received	1,005,075,381	814,757,982	1,005,075,381	814,757,982
Tax paid	(48,000,000)	(28,000,000)	(48,000,000)	(28,000,000)
Net cash from operating activities	(277,420,754)	(347,336,740)	(279,233,951)	(347,336,740)
Cash flows from investing activities				
Purchase of intangibles	(7,039,549)	(4,882,971)	(7,039,549)	(4,882,971)
Purchase of Premises and equipment	(15,989,136)	(12,586,948)	(15,138,362)	(12,586,948)
Investments	(96,655)	-	(101,655)	-
Net cash used in investing activities	(23,125,340)	(17,469,919)	(22,279,566)	(17,469,919)
Cash flows from financing activities				
Borrowings received	2,943,153,154	2,251,001,817	2,943,153,154	2,251,001,817
Borrowings repaid	(2,273,680,864)	(1,425,115,739)	(2,273,680,864)	(1,425,115,739)
Interest paid	(355,214,927)	(262,331,163)	(355,214,926)	(262,331,163)
Subordinated debt repayment	(29,046,450)	-	(29,046,450)	-
Financial leasing liabilities	(10,452,665)	(6,982,767)	(10,265,724)	(6,982,767)
Share capital reduction	(13,111,095)	(616,620)	(13,111,095)	(616,620)
Dividends payment	(80,000,000)	(25,000,000)	(80,000,000)	(25,000,000)
Net cash from/(used in) financing activities	181,647,153	530,955,528	181,834,095	530,955,528
Net increase/(decrease) in cash and cash equivalents	(118,898,941)	166,148,870	(119,679,422)	166,148,870

O.C.N. MICROINVEST S.R.L.

STATEMENT OF CASH FLOWS

FOR THE YEAR ENDED 31 DECEMBER 2023

(All amounts are in Moldovan Lei (MDL), unless otherwise stated)

The impact of exchange rate variations on cash and cash equivalents	<u>(275,025)</u>	<u>19,085,858</u>	<u>(275,042)</u>	<u>19,085,858</u>
Cash and cash equivalents at 1 January	<u>338,863,599</u>	<u>153,628,871</u>	<u>338,863,599</u>	<u>153,628,871</u>
Cash and cash equivalents at 31 December	<u>219,689,633</u>	<u>338,863,597</u>	<u>218,909,135</u>	<u>338,863,597</u>

* The comparative information is restated on account of correction of presentation errors. See Note 3.

The notes from pages 7 – 120 are an integral part of these financial statements.

